

18-membered macrolide with four stereogenic centers;

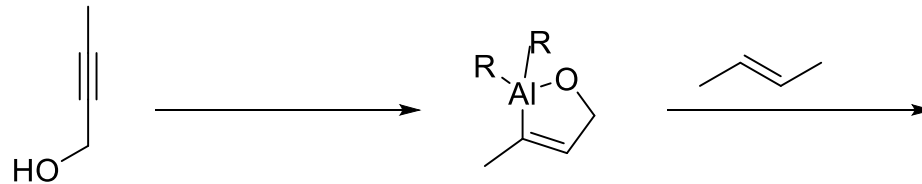
Exhibits inhibitory growth of human cervical cancer and leukemia cells;

Cytotoxic against various human tumor cell lines in submicromolar concentrations;

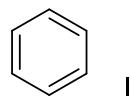
Biselyngbyolide B possesses 30- to 100- fold apoptosis-induction compared to congener, Biselyngbyaside

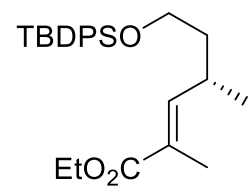
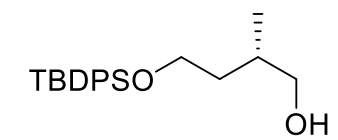


"Jamison's Protocol":

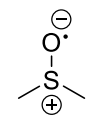


DMP Oxidation:

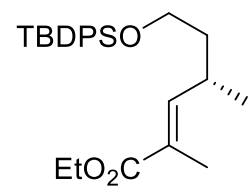
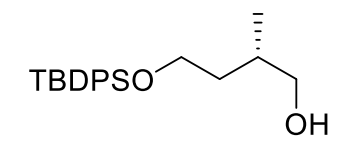




Swern Oxidation:

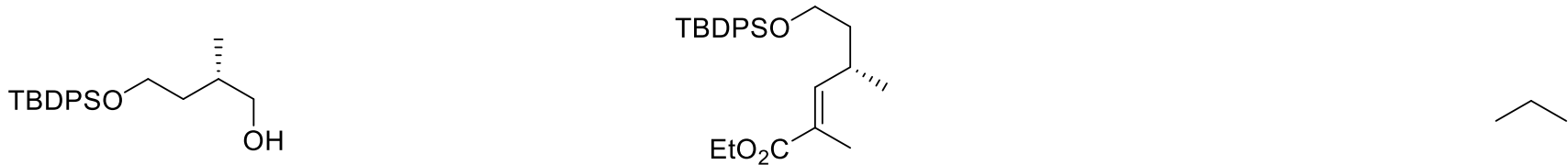


Witting Olefination:

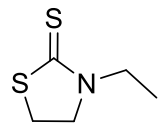


DIBAL-H Reduction:

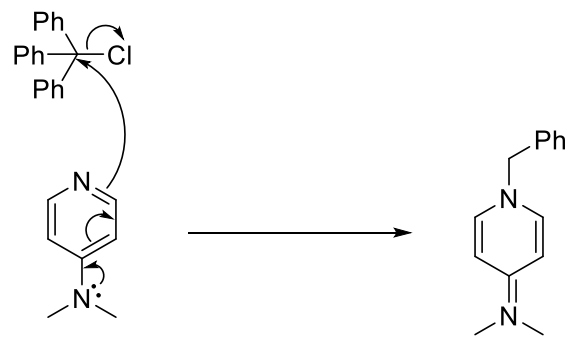
Crimmins

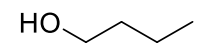
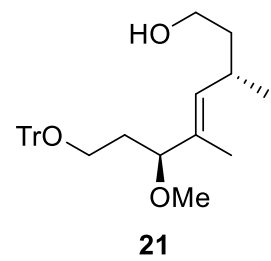


Sodium Borohydride Reduction:

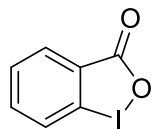


Hydroxyl Protection:

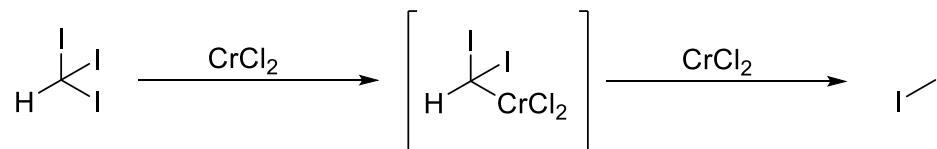


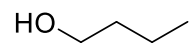
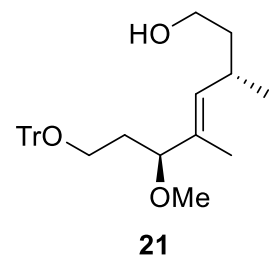


IBX Oxidation:

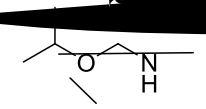
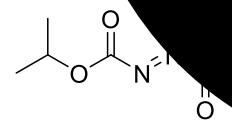


Takai Olefination:



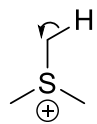


Mitsunobu Reaction:



Oxidation to Sulfone:

Epoxide Opening:



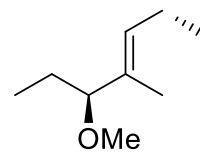
Silyl Protection:

Dihydroxylation:

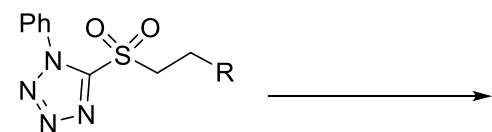
/

Sodium Periodate Diol Cleavage:



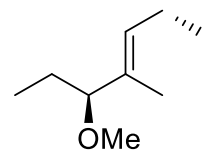


Julia-Kocienski Olefination:

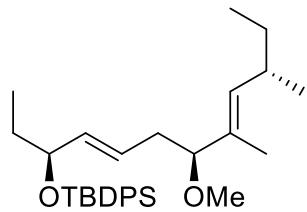


Desilylation with CSA:





Pinnick Oxidation:



Heck Reaction:

Pd(0)

R

1	Pd(PPh ₃) ₄ , NEt ₃ , MeCN	60	3	decomposition
2	PdCl ₂ (MeCN) ₂ , NEt ₃ , CO ₂ H ₂ , MeCN	25	3	decomposition
3				
