

INCREASING EQUITY AT THE WORKPLACE

EMLOYEE ENGAGEMENT AND...
...EMPLOYEE



STEP :
TAKE THE AUDIT



Directors

Dr. Catherine L. Bolger, D.
Dr. L. Bolger, D.
K. G. C. D.

Workplace Equity is an initiative of the Center for Social Innovation at the Boston College School of Social Work.
www.bc.edu/workequity

Questions?

Please contact us at workequity@bc.edu

Workplace Equity is grateful for funding received from WorkRise for the National Study of Workplace Equity. We are also appreciative of our partnership with SHRM and its support of this study. To read more about this study, go to: <https://www.bc.edu/content/bc-web/schools/ssw/sites/center-for-social-innovation/projects/the-national-study-of-workplace-equity.html>

1.0 Introduction

Step 1 engages your organization in an audit to assess the equity of your Employee Resources and Supports System.



Figure 4: Steps of the Equity Audit

1.1 Key Respondents

The Leaders(s) of your Equity Initiative will decide who will be invited to respond to the Audit survey.

We consider the people who answer the Audit questions about the equity of the Employee Resources and Supports System to be “key respondents.” These are people who have some special insights about the equity of the employee resources and supports at your organization.

Some options include:

1. members of your Equity Initiative Committee,
2. people with responsibilities for different aspects of your Employee Resources and Supports System, including HR experts and managers, and
3. employees.

The group of people you invite to complete the Audit (that is, the key respondents) are not likely to be representative of your workforce overall. Most organizations will not ask a representative sample of their workforce to respond to the Audit because many employees may have only limited experience with and/or knowledge about the Employee Resources and Supports System.

It is important to remember the difference between “key respondents” and a “representative sample” of your workforce when you think about the implications of the scores. For example, if the members of your Equity Initiative Committee responded to the Audit questions, you should think about the average scores as representing the perspectives of that committee (rather than representing the perspectives of “everyone” at the organization).

1.2

Table: Q ab E u E u R c a S

E #2

Directions: The Leader(s) of your Equity Initiative should make copies of the Audit questions below and distribute them to all of the "key respondents" who will help your organization assess the equity of the Employee Resources and Supports System.

Explain to the "key respondents":

- 1. the purpose of the equity survey,
2. the process you will use and that you will keep their responses confidential/anonymous, and
3. how the results of the survey will be shared.

1. To what extent does your organization have written policies which ensure that employee access to resources and supports is fair? Circle your answer.



2. To what extent does your organization have a range of resources and programs that can support the needs of diverse employees? Circle your answer.



3. To what extent does your organization audit the fairness of employees' access to resources and supports? Circle your answer.



4. To what extent does your organization hold one or more employees (e.g., supervisors; Director of DEI, etc.) accountable for monitoring the fairness of employee access to resources and supports? Circle your answer.



5. To what extent do the actions of your organizational leaders indicate that they believe that there is a connection between the organization's DEI initiatives and employee resources and supports? Circle your answer.

1 A 1.5 2 E 2.5 3 E 3.5 4 G E

6. To what extent does your organization support employee participation in programs such as networks/affinity groups/employee resource groups? Circle your answer.


1 A 1.5 2 E 2.5 3 E 3.5 4 G E

7. To what extent does your organization recognize that different resources and supports may be sought/needed by different groups of employees? Circle your answer.

1 A 1.5 2 E 2.5 3 E 3.5 4 G E

8. To what extent does your organization provide employees with equitable access to information about resources and supports available at the workplace? Circle your answer.

1 A 1.5 2 E 2.5 3 E 3.5 4 G E



Task 2: Caca Ma

Directions:


The Leader(s) should collect the answer sheets from all the respondents.

Use Worksheet #3 below to compute the average scores for all of the responses to each item. First add the response scores together, and then divide by the number of people who answered the question to get an average score.


Worksheet #3
Average Scores

Item	Average Score #1	Average Score #2	E	Sum #1 G Keep for Step 2 (Benchmark) and Step 4 (Innovations).
1. ...				
2. ...				
3. ...				
4. ... DEI				
5. ... DEI				
6. ...				
7. ...				
8. ...				

Step 5: Implement



Step 5: Implement



Business, Services, and Work, Work, Energy